

This TechNote describes Product Variation

**Contents**

Product Variation Administration..... 2

Creating a Product Variation..... 3

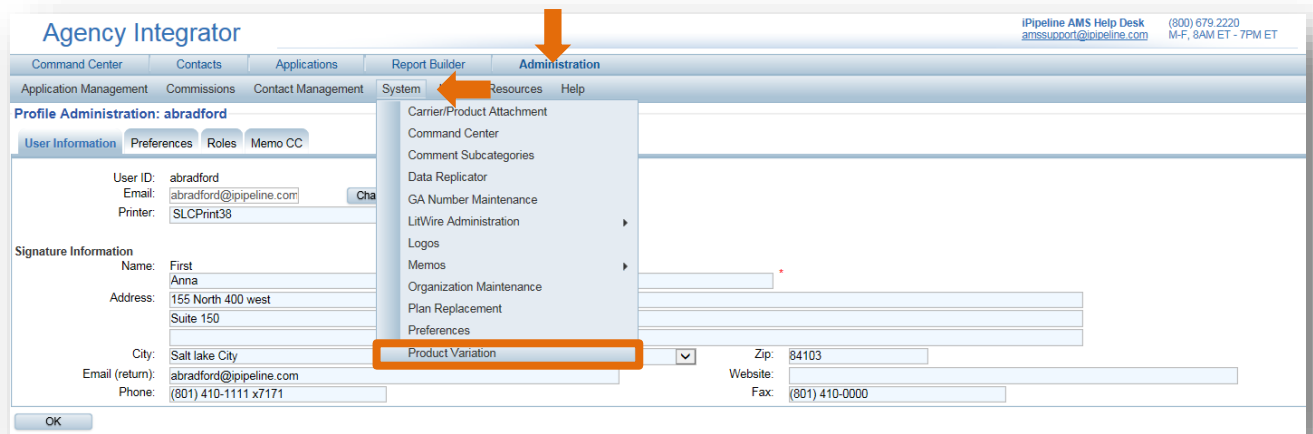
Product Variation in Schedules..... 3

Product Variation in Report Builder ..... 4

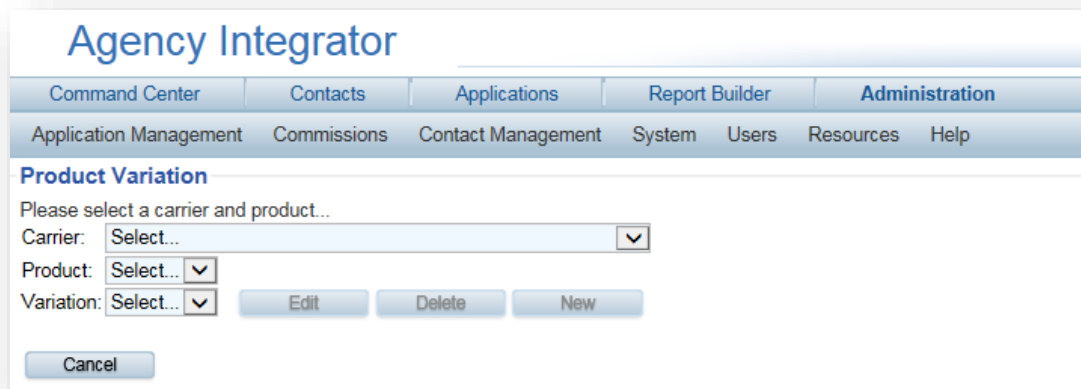
Data replicator ..... 5

## Product Variation Administration

To access the **Product Variation Administration** screen, to create your product variations or modify an existing Product Variation, first click on **Administration** on the main navigation bar. Then click on **System** sub-menu and select **Production Variation**.

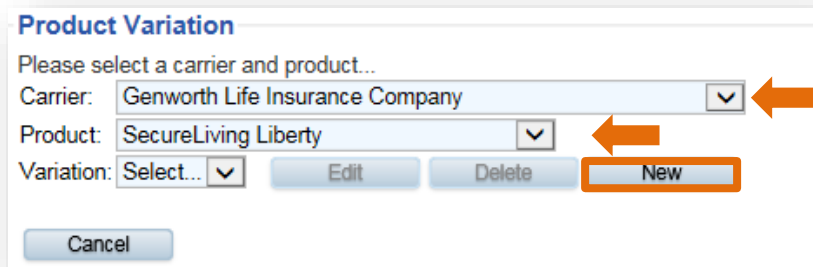


The Product Variation screen appears, where you can create a new status, or view any existing Product variations that were created previously.

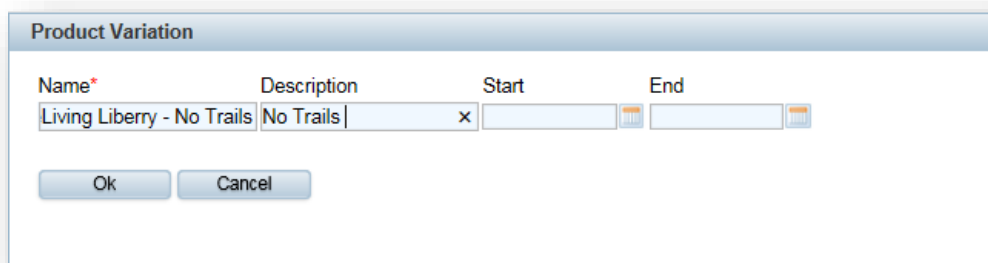


## Creating a Product Variation

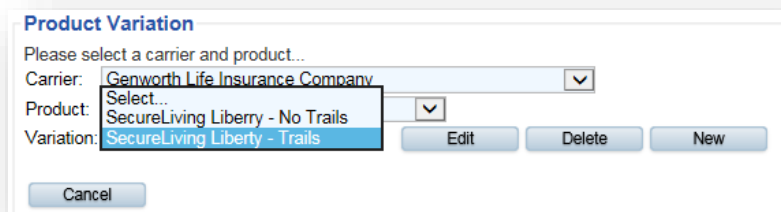
Select a carrier and Product this will enable you to click the New button.



Once you click New, the Product Variation modal window appears. Populate the Name and Description.

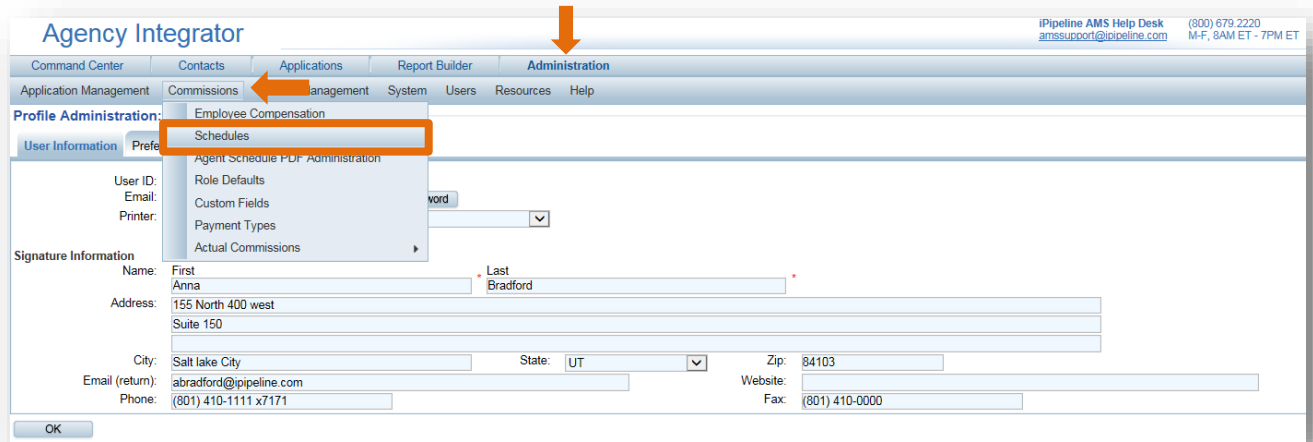


If you have multiples it will be listed in the drop down.



## Product Variation in Schedules

Product variation in schedules allow the ability to add different rate for your various plans



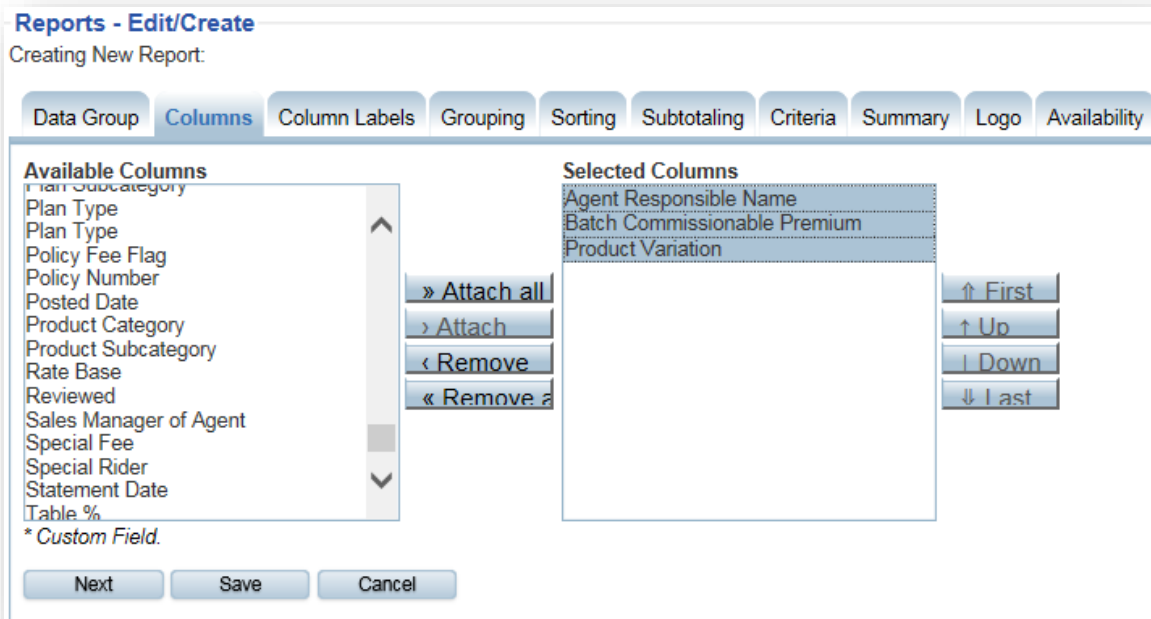
\* Schedules – in the sub-schedule when adding plans you must select the name click apply then click product variations button.

- No variation – option on application and in schedule

- Special deals and ECP are one to one

## Product Variation in Report Builder

Product Variation has been added to report builder as Columns, Grouping, Sorting, and Summary options. Reference Report Builder documentation, to create, edit, and run Reports in report builder.



## Data replicator

If you use data replicator, the new fields have been added under the Schedule tab in the SUBSCHEDULE\_ATTACHMENT table. Make sure to check the field if you want it to appear in your Data Replicator file.

SUBSCHEDULE\_ATTACHMENT   (Products and product variations attached to subschedules)

Selected	Name	Custom Name	Data Type	Description
<input type="checkbox"/>	ID		Integer	Primary key
<input type="checkbox"/>	SUBSCHEDULE_ID		Integer	Foreign key to SUBSCHED
<input type="checkbox"/>	PLAN_ID		Integer	Foreign key to PLAN
<input type="checkbox"/>	PRODUCT_VARIATION_ID		Integer	Foreign key to PRODUCT_VARIATION
<input type="checkbox"/>	CREATED		Timestamp	Created timestamp
<input type="checkbox"/>	CREATED_BY		Varchar(128)	Created by user